



Nick Nisi
KCDC 2024

TypeScript



Unleashing the TypeScript Compiler

Adventures in practical code exploration and modification

Titanium Sponsors



Platinum Sponsors


Gold Sponsors



Speaker Dinner



Friends of KCDC




Who is this talk for?

Software Developers

- TypeScript developers
- Developers interested in Developer Experience (DX)
- Developers facing large refactors
- Anyone who wants to make some **really cool tools!**

This is a story


Eternally doomed to strive for laziness

- When I joined my last team, I broke everything on my first PR 
 - Code scanner to find unused i18n keys
 - I didn't account for statements like `t(keys[name]);` or `t(`core.${name}`);`
- Find untranslated text in an app
- Rewrite tests to use a custom renderer
- Various scripts to analyze and report

Aren't there better tools?

Maybe. Shut up.

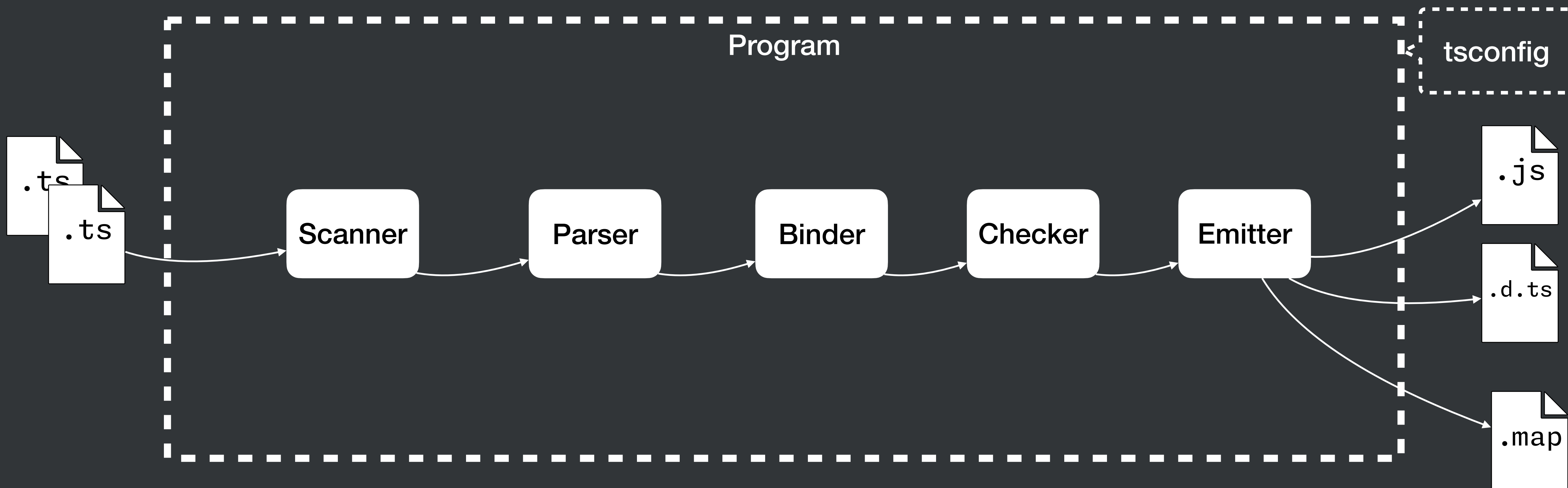
- Used tools like jscodeshift to write codemods. It's fine.
- Wrote automated upgrader tool for Dojo Toolkit back in the day
- New tools like ast-grep are wonderful for querying and one-offs codemods
- Meanwhile, I wanted to learn more about the **TypeScript compiler**...



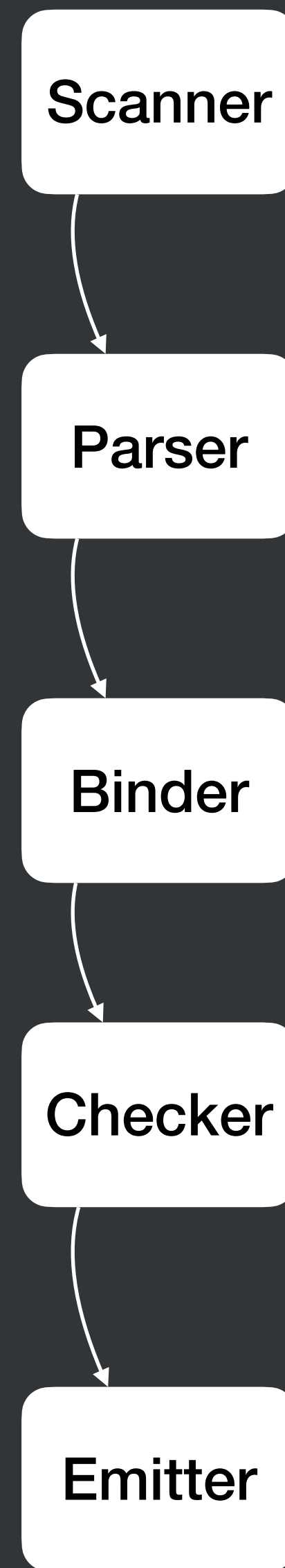
TypeScript Compiler

- **TypeScript** is strongly-typed superset of the JavaScript programming language
 - Adds static types
 - Enhances code quality and developer efficiency by catching errors at compile time and provides for robust developer tooling through a language server
- The **TypeScript Compiler** is a tool that transforms TypeScript into JavaScript code
 - Language Service API
 - Customizing module resolutions

The TypeScript Compiler



Program



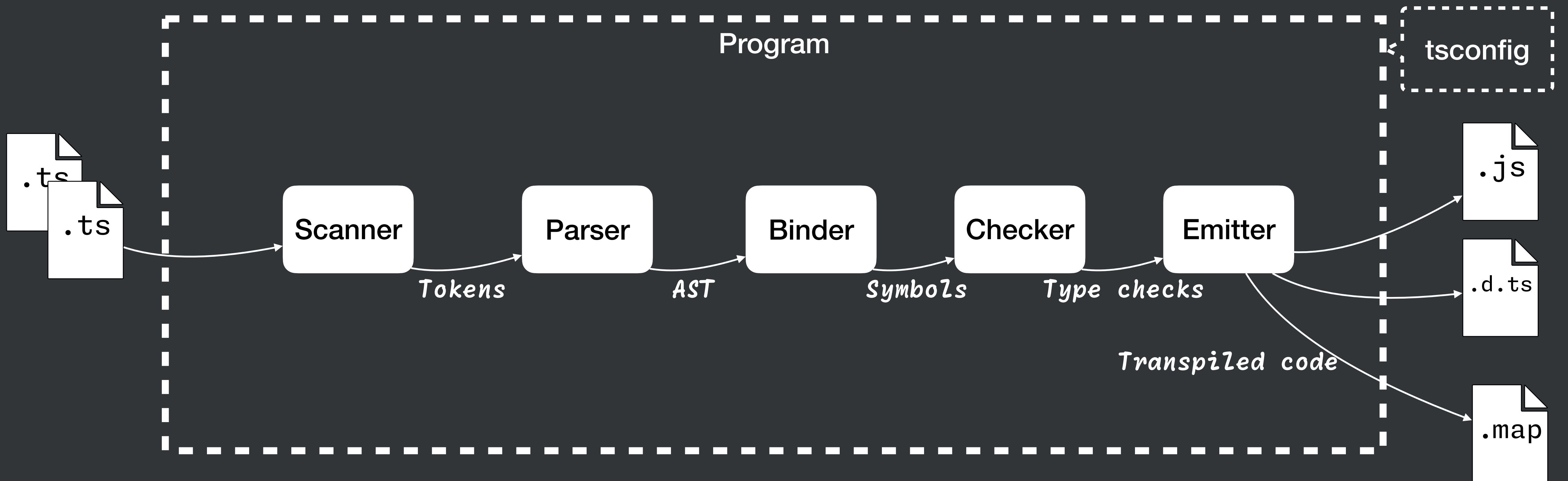
Converts source code into a stream of syntax tokens for the parser

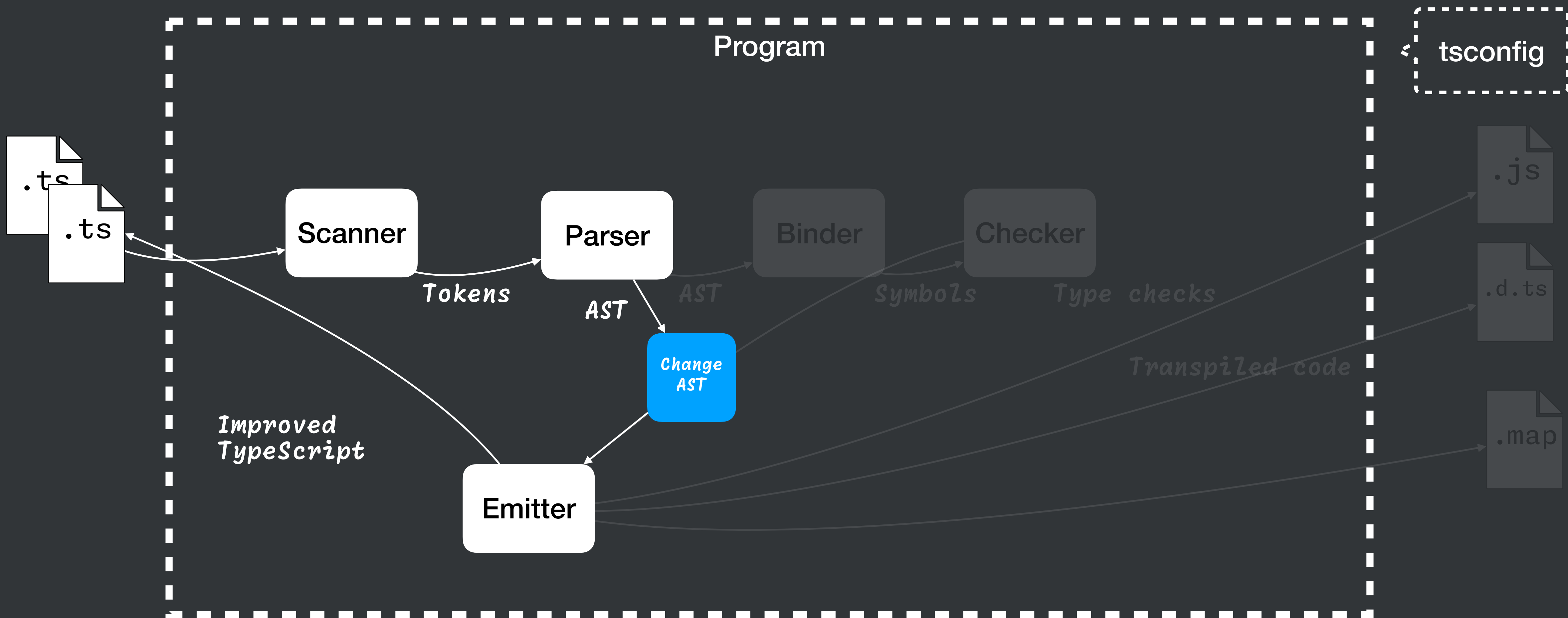
Converts the output of the scanner into an Abstract Syntax Tree (AST)

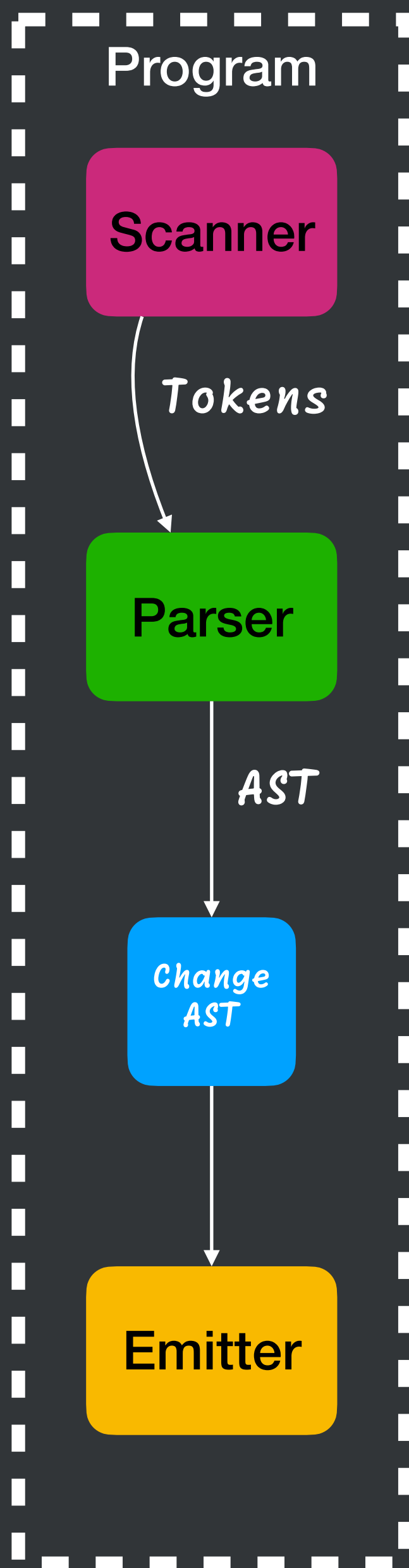
Traverses the AST to enable type checking and control flow

Traverses the AST to perform type checking and ensure code correctness

Goes through the AST and emits source code







```
import { writeFileSync } from "fs";  
import ts from "typescript";
```

```
const program = ts.createProgram(["main.ts"], {  
  module: ts.ModuleKind.ESNext,  
  noImplicitAny: true,  
});
```

```
const rootFileNames = program.getRootFileNames();
```

```
for (const rootFileName of rootFileNames) {
```

```
  // get the AST
```

```
  const ast = program.getSourceFile(rootFileName);
```

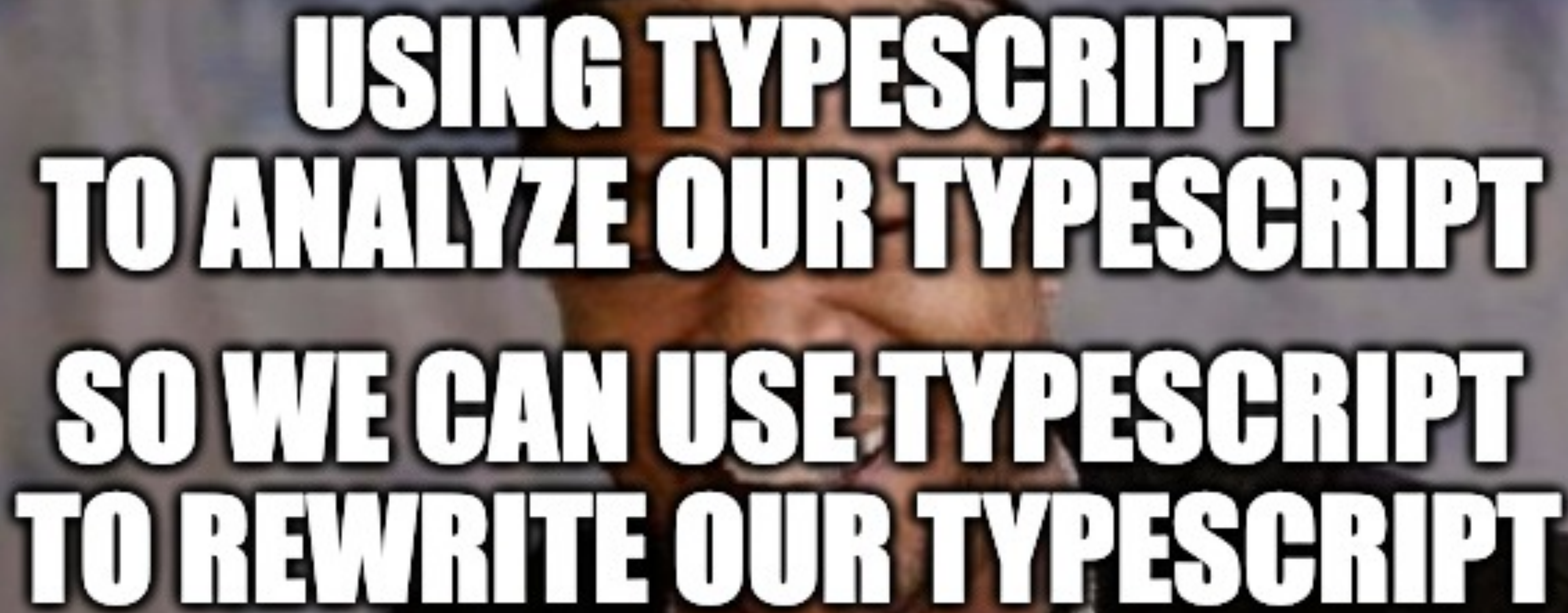
```
  // Perform transformations on the AST
```

```
  // write out the results
```

```
  const printer = ts.createPrinter({ newline: ts.NewLineKind.LineFeed });
```

```
  writeFileSync(rootFileName, printer.printFile(ast));
```

```
}
```



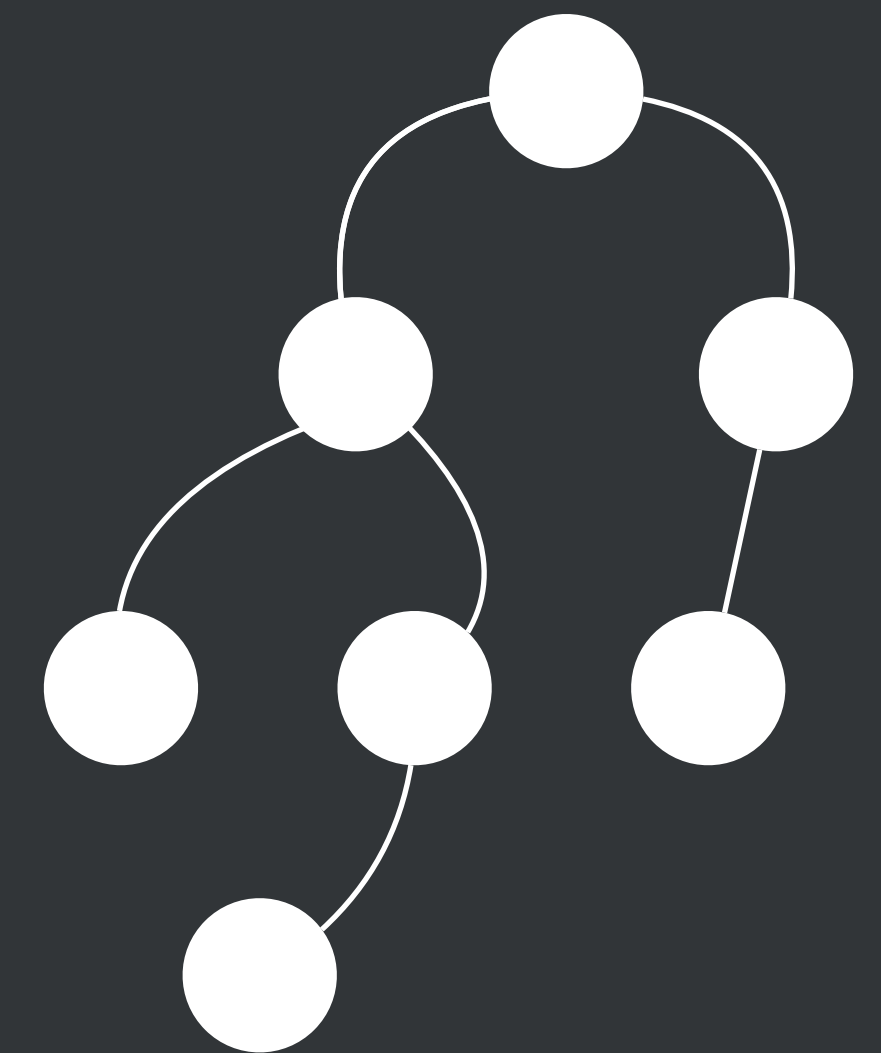
**USING TYPESCRIPT
TO ANALYZE OUR TYPESCRIPT
SO WE CAN USE TYPESCRIPT
TO REWRITE OUR TYPESCRIPT**



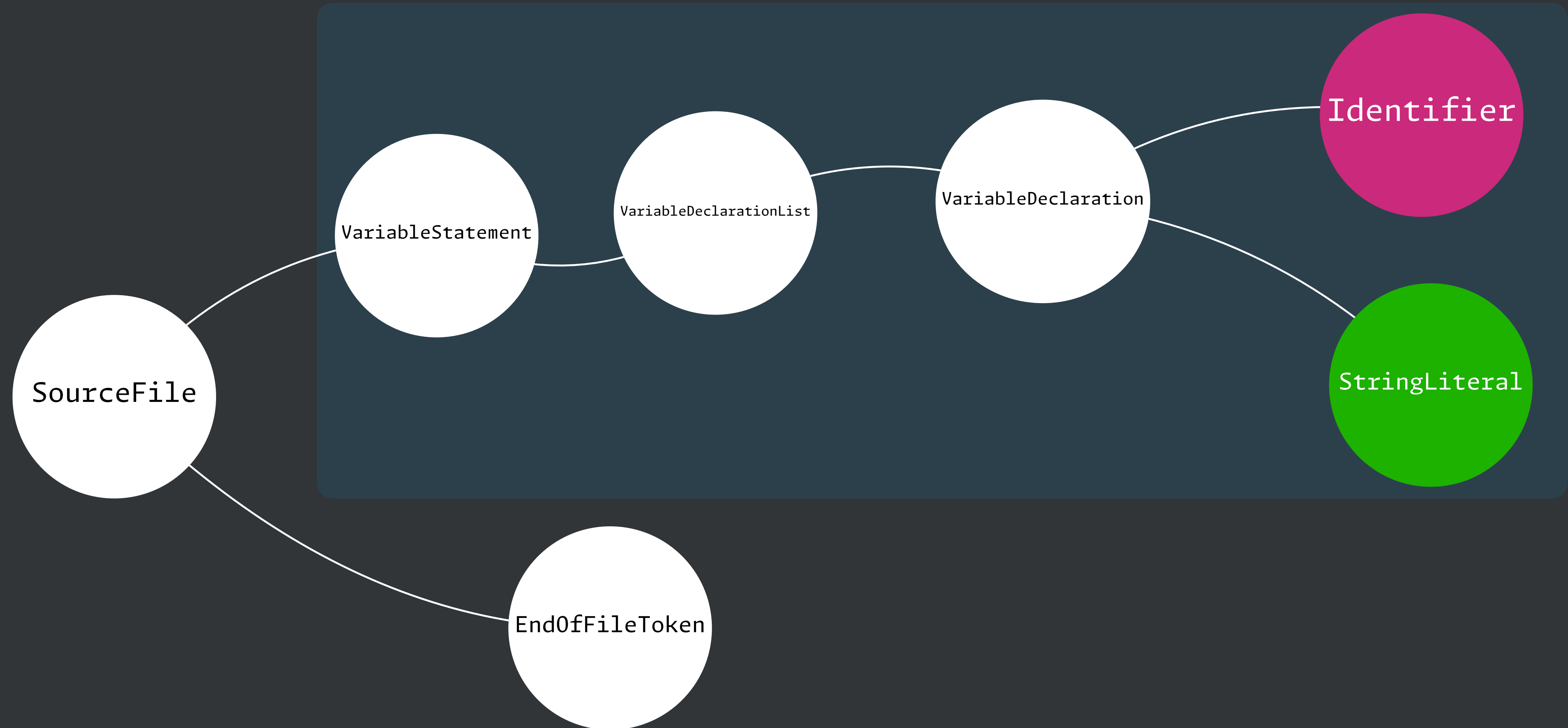
Abstract Syntax Trees

ASTs

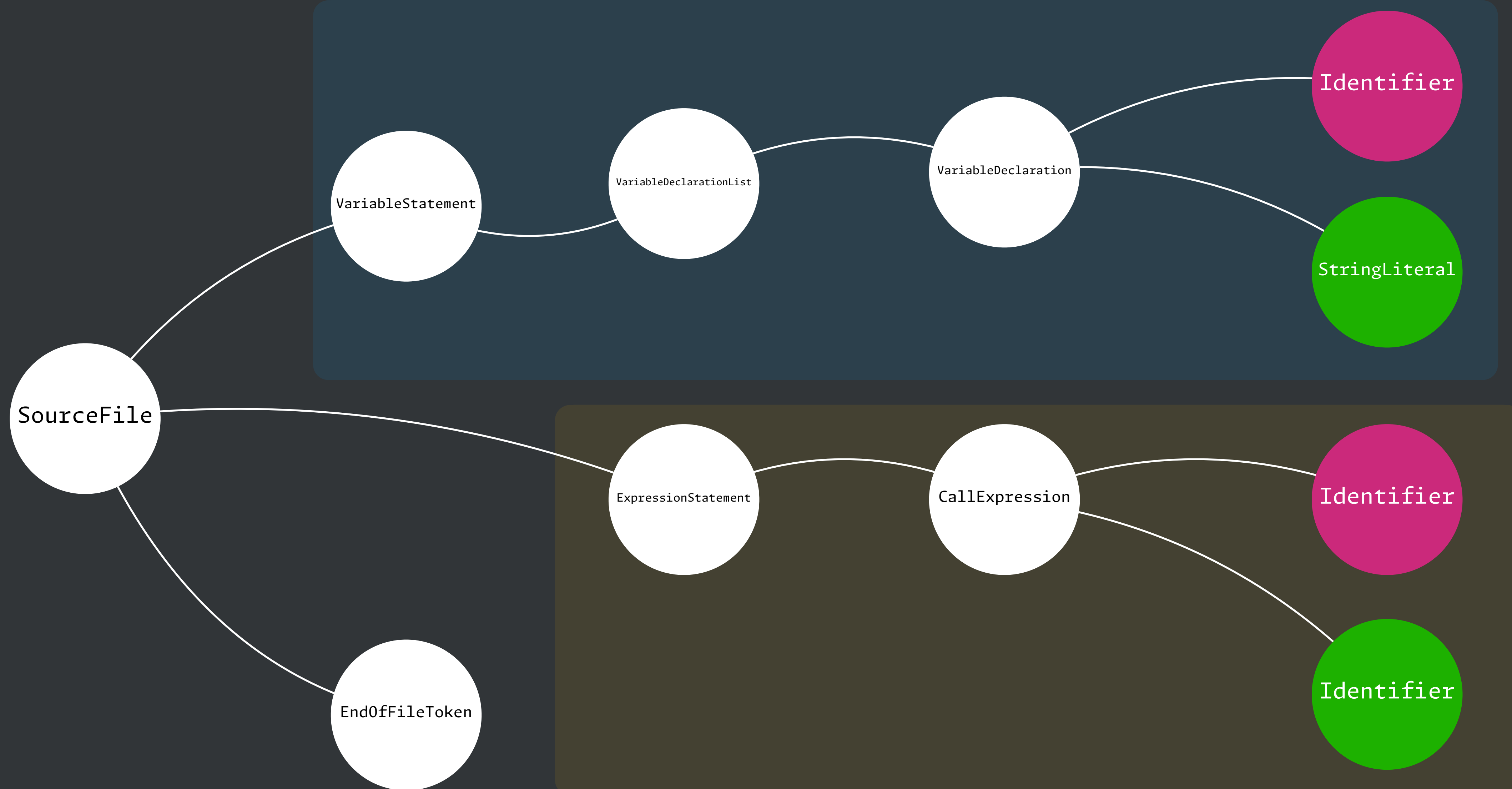
- An intermediate representation of source code as a tree structure
- Starts with a root node that points to other nodes, which point to others...
- Nodes represent constructs occurring in the source code
 - Literals, operators, identifiers
- Edges represent relationships between nodes



```
const bestPodcast = "JS Party";
```



```
const bestPodcast = "JS Party";  
alert(bestPodcast);
```



JS Party

Close



jsparty.fm

 @nicknisi.com

Using ASTs

Why are we looking at ASTs?

Because parsing gets to the root of the code! 🌳

- ASTs let us **find** with precision
 - Find exactly where a function is called
 - Ignore commented-out code
 - Determine what a variable is named and then follow its usage throughout a file
 - Count exactly how many times a function is called in a codebase
- ASTs let us **replace** with precision
 - Change variable names
 - Replace deprecated API calls

Another experiment at work

Another attempt at i18n mods

- Find all `JsxText` nodes that aren't whitespace
- Count them to get an idea of how much of an app isn't translated
 - Assume that the existence of this text indicates non-translated text
 - Might be an approximation, but the script can be refined and re-run

A simple example: English strings

```
import { useTranslation } from 'react-i18next';
```

```
export default function Main() {  
  const { t } = useTranslation();
```

```
  return (  
    <div>  
      <h1>My App</h1>  
      <p>{t('Hello, World!')}</p>  
    </div>  
  );  
}
```


- Generates 639 lines of AST JSON
- We're specifically interested in `JsxText`, or the “plain English” in the file.
- Not interested in “plain English” passed to the `t` function, for example.

```
SourceFile  
  ImportDeclaration  
    ImportClause  
      NamedImports  
        ImportSpecifier  
          Identifier  
          StringLiteral  
  FunctionDeclaration  
    ExportKeyword  
    DefaultKeyword  
    Identifier  
  Block  
    VariableStatement  
      VariableDeclarationList  
        VariableDeclaration  
          ObjectBindingPattern  
            BindingElement  
              Identifier  
            CallExpression  
              Identifier  
  ReturnStatement  
    ParenthesizedExpression  
      JsxElement  
        JsxOpeningElement  
          Identifier  
          JsxAttributes  
          JsxText  
        JsxElement  
          JsxOpeningElement  
            Identifier  
            JsxAttributes  
            JsxText  
          JsxClosingElement  
            Identifier  
            JsxText  
        JsxElement  
          JsxOpeningElement  
            Identifier  
            JsxAttributes  
            JsxExpression  
              CallExpression  
                Identifier  
                StringLiteral  
            JsxClosingElement  
              Identifier  
              JsxText  
            JsxClosingElement  
              Identifier  
            EndOfFileToken
```

```
src > examples > i18n > main.tsx > {} import
```

```
1 import { useTranslation } from 'react-i18next';
2
3 export default function Main() {
4
5   return (
6     <div>
7       <h1>My App</h1>
8       <p>{t('Hello, World!')}</p>
9     </div>
10  );
11 }
```

NORMAL



main


main.tsx



typescriptreact

Top

1:29



main

```
import ts from 'typescript';
```

```
function getDescendantsOfKind<T extends ts.Node>(node: ts.Node, kind: ts.SyntaxKind): T[] {  
  const descendants: T[] = [];  
  
  function visit(node: ts.Node) {  
    if (node.kind === kind) {  
      descendants.push(node as T);  
    }  
    ts.forEachChild(node, visit);  
  }  
  
  visit(node);  
  return descendants;  
}
```

(We'll talk about simplifying this with ts-morph later)

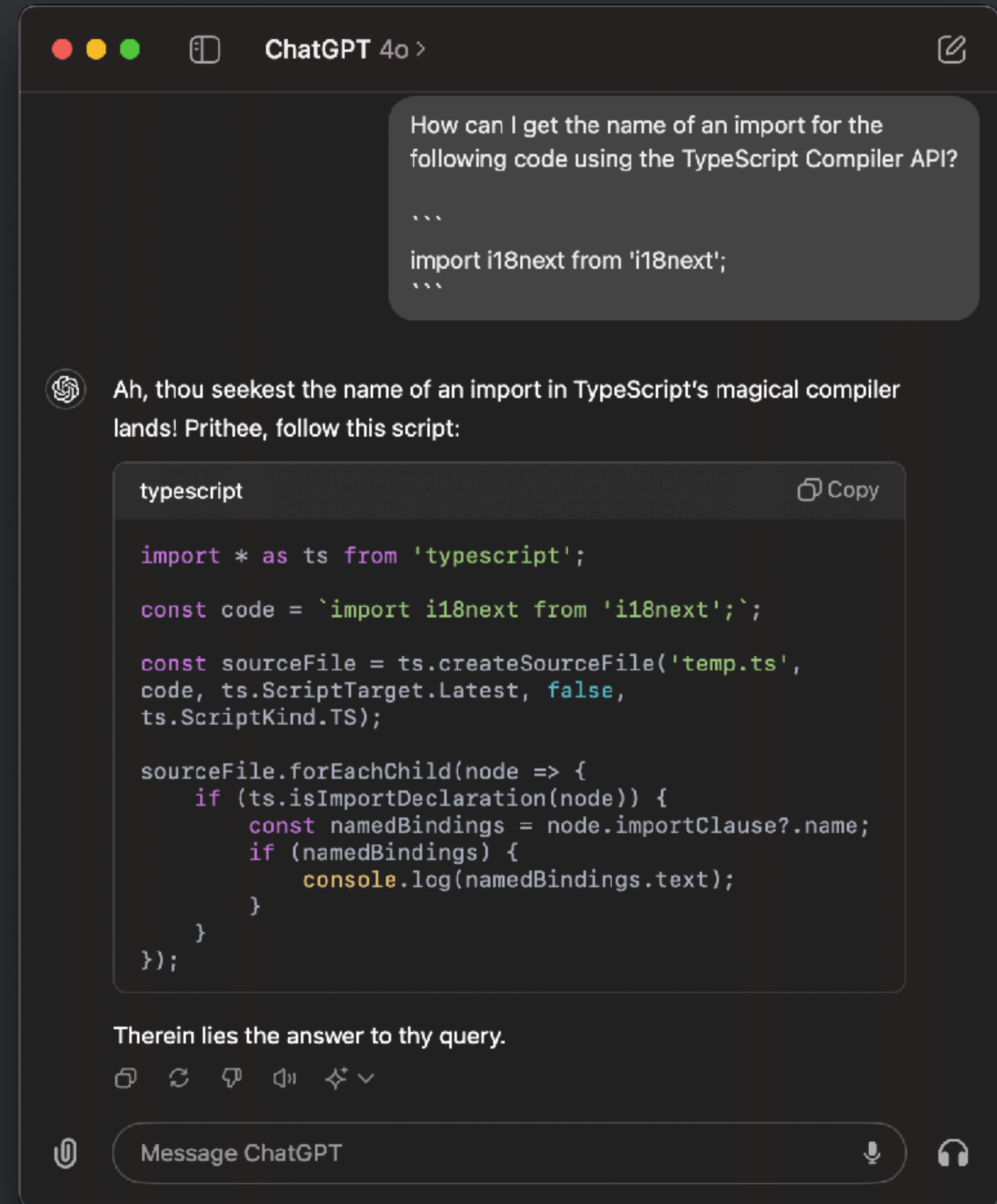
```
const clean = (text: string) => text.replace(/[.,\/#!$%^&*;:={}=\-_~()]/g, '').trim();
```

```
const program = ts.createProgram(['src/examples/i18n/main.tsx'], {  
  module: ts.ModuleKind.ESNext,  
  jsx: ts.JsxEmit.React,  
  target: ts.ScriptTarget.ESNext,  
});
```

```
const filename = program.getRootFileNames()[0]!;  
const ast = program.getSourceFile(filename)!;  
const texts = getDescendantsOfKind<ts.JsxText>(ast, ts.SyntaxKind.JsxText).filter(text => clean(text.text));  
texts.forEach(text => console.log(`JSX Text: ${text.text}`));
```

Getting help with ASTs

- [ASTExplorer](#)
- [TS AST Viewer](#)
- ChatGPT is actually pretty good at it



ChatGPT 4o >

How can I get the name of an import for the following code using the TypeScript Compiler API?

```
...
import i18next from 'i18next';
...
```

Ah, thou seekest the name of an import in TypeScript's magical compiler lands! Prithee, follow this script:

```
typescript Copy

import * as ts from 'typescript';

const code = `import i18next from 'i18next';`;

const sourceFile = ts.createSourceFile('temp.ts',
code, ts.ScriptTarget.Latest, false,
ts.ScriptKind.TS);

sourceFile.forEachChild(node => {
  if (ts.isImportDeclaration(node)) {
    const namedBindings = node.importClause?.name;
    if (namedBindings) {
      console.log(namedBindings.text);
    }
  }
});
```

Therein lies the answer to thy query.

Message ChatGPT



```
1 const bestPodcast = "JS Party";  
2 alert(bestPodcast);|
```

Tree

JSON

1ms

```
1 {  
2   "pos": 0,  
3   "end": 51,  
4   "flags": 0,  
5   "modifierFlagsCache": 0,  
6   "transformFlags": 4457472,  
7   "kind": 308,  
8   "statements": [  
9     {  
10      "pos": 0,  
11      "end": 31,  
12      "flags": 0,  
13      "modifierFlagsCache": 0,  
14      "transformFlags": 4457472,  
15      "parent": "[Circular ~]",  
16      "kind": 240,  
17      "declarationList": {  
18        "pos": 0,  
19        "end": 30,  
20        "flags": 2,  
21        "modifierFlagsCache": 0,  
22        "transformFlags": 4457472,  
23        "parent": "[Circular ~.statements.0]",  
24        "kind": 258,  
25        "declarations": [  
26          {  
27            "pos": 5,  
28            "end": 30.
```

Mo' MUI Mo' Problems

Muy MUI Problems - let's get back to the story

- 🙈 Our main app is written in TS and React, using Material-UI v4.x
- 🙄 MUI 4 is using old versions of everything (TypeScript 3 😱, React 16 😱)
- 🚫 MUI 4 uses JSS, MUI 5 is emotion
- 😊 We were sowing wild oats, experimenting with things like RSC and Next.js
- 🍹 We also heard the good word about Tailwind

How do we justify the work?



Analyze first

We need to know what we're getting into

Analyzing a codebase

- Create a list of all files that are using MUI components
- Get a list of MUI components used in those files, sorted by most used
- Make a reporting tool to provide data about the number of component changes that can be automated away
 - Help determine that `<Grid />` and `<Box />` usage is high in all components

```

let used = 0;
files.forEach(file => {
  const source = readFile(join(MAIN_PATH, file), 'utf8');
  const ast = ts.createSourceFile(file, source, ts.ScriptTarget.Latest, true);
  ts.forEachChild(ast, node => {
    if (node.kind === ts.SyntaxKind.ImportDeclaration) {
      const importDeclaration = node as ts.ImportDeclaration;
      const importPath = importDeclaration.moduleSpecifier.getText().replace(/[\'\"]/g, '');
      if (importPath === '@material-ui/core') {
        ++used;
        const { importClause } = importDeclaration;

        if (importClause) {
          importClause.namedBindings?.forEachChild(node => {
            const importSpecifier = node as ts.ImportSpecifier;
            const importName = importSpecifier.name.getText();
            if (importName && !importName.endsWith('Props')) {
              const value = components.get(importName) ?? 0;
              components.set(importName, value + 1);

              const project = file.split('/').slice(0, 3).join('/');
              const projectValue = projects.get(project) ?? 0;
              projects.set(project, projectValue + 1);
            }
          });
        }
      }
    }
  });
});
});

```

▷ npx analyze

Here's the total usage I found, per component exported by '@material-ui/core':

Total usage per component:

Component	Count
Box	3
Grid	2
ThemeProvider	1
SvgIcon	1

Overall, there are 7 components imported from "@material-ui/core" across the app.

Per-component breakdown:

File	Count
src/components/ProTip.tsx	3
src/components/Copyright.tsx	2
src/main.tsx	1
src/App.tsx	1

Material UI components are used in 80% (4 of 5) of the components in the app.

Reality check

What was the run like in the real repo?

- `<Box />` imported in 273 of 654 files
- `<Grid />` imported in 114 of 654 files

 A single developer writing a single script to focus on just these two components to start can do 39% of the conversion by themselves.

Making modifications

Say hello to my little friend

- Use the TS Compiler API to rewrite our own TS, back to the files
- Formatting can be lost, but easy to pair with a Prettier run to fix
- Search for `<Grid />` and `<Box />` components and replace them with Tailwind divs

ts-morph

Wrap the TS Compiler API to simplify working with it

- Wrapper around TS Compiler API to simplify working with it
- One downside of transforming with the TS Compiler API:
 - Generating new nodes to replace existing ones can be tedious
- ts-morph simplifies project setup
- Helpers for finding nodes
- Traversal control (up, down, skip)
- Element wrapper provides a `replaceWithText` to simplify new node generation

Let's create a reusable converter

- Convert layout components to divs with Tailwind classes
- Properly handle dynamic expressions
- Clean up unused imports

```
> npx convert -o ✔ kcdc-2024  
projectRoot: /Users/nicknisi/Developer/ts-compiler-api-talk/  
glob: /Users/nicknisi/Developer/ts-compiler-api-talk/src/**/*.tsx  
  
Converting <Box/> components...  
Converting <Grid/> components...  
Organizing imports...  
  
🚀 Converted 13 elements across 5 files  
~/Developer/ts-compiler-api-talk v20.10.0  
> ± kcdc-2024
```

1467 elements across 654 files (in a real project)

src/components/ProTip.tsx

1:

```
1 import { Box, Grid, SvgIcon, type SvgIconProps } from '@material-ui/core';  
1 import { SvgIcon, type SvgIconProps } from '@material-ui/core';  
2 import { useTranslation } from 'react-i18next';  
3  
4 function LightBulbIcon(props: SvgIconProps) {
```

12: function LightBulbIcon(props: SvgIconProps) {

```
12 export default function ProTip() {  
13     const { t } = useTranslation();  
14     return (  
15         <Box mt={6} mb={3} color="secondary">  
16             <Grid container direction="column" alignItems="center" justify-content="center">  
17                 <Grid item>  
15                     <div className="text-secondary mb-3 mt-6">  
16                         <div className="items-center flex flex-wrap flex-col justify-center">  
17                             <div className="flex-auto box-border">  
18                                 <LightBulbIcon />  
19                             </Grid>  
20                             <Grid item container direction="row" spacing={2} alignItems="center">  
21                                 <Grid item>  
22                                     <Box color="secondary">  
19                                 </div>
```

```

export abstract class Converter {
  /**
   * Create a Converter class with a given prop lookup
   */
  static createConverter({ baseClasses = [], lookup }: CreateConverterOptions) {}
  /**
   * The base attributes that can be found on components and should be copied over, verbatim to the new
   component.
   */
  static readonly baseAttributes = [] as const;

  constructor(element: JsxElement | JsxSelfClosingElement): Converter;

  /**
   * The base classes that should be added to every component that is converted
   */
  abstract lookup: PropLookup;
  /**
   * A list of base classes that should be added to every component that is converted
   */
  protected readonly baseClasses: string[] = [];
  /**
   * Convert the element into a new element string with the appropriate classes and props
   * @returns The new element string
   */
  convert(): string {}
}

```

The Grid component

Flexbox grid component in Material-UI

```
<Grid container spacing={1}>  
  <Grid item>  
    <a href="https://nicknisi.com">{t('core.copyright')}</a>  
  </Grid>  
  <Grid item>{year}</Grid>  
</Grid>
```

```
<div className="flex flex-wrap gap-1">  
  <div className="flex-auto box-border">  
    <a href="https://nicknisi.com">{t('core.copyright')}</a>  
  </div>  
  <div className="flex-auto box-border">{year}</div>  
</div>
```

Conversion Steps

- Convert the element into a list of props
- Convert each prop into a class string or a complex class expression
- Get a list of additional props
- Construct a new `<div>`
 - Add the new `className`
 - Add remaining props back (`data-test-id` or `key`, for example)

```

export default Converter.createConverter({
  baseClasses: [],
  lookup: {
    alignContent: "content",
    alignItems: "items",
    container: () => "flex flex-wrap",
    direction: (_name, value) =>
      value ? `flex-${value.replace(/column/, "col")}` : "",
    item: "flex-auto box-border",
    justify: "justify",
    justifyContent: "justify",
    lg: calculateWidth,
    md: calculateWidth,
    sm: calculateWidth,
    xl: calculateWidth,
    xs: calculateWidth,
    spacing: "gap",
    wrap: "flex-wrap",
    zeroMinWidth: (_name, value) => (value === "true" ? "min-w-0" : ""),
    color: "text",
  },
});

```

Note: this is not an exhaustive list of all `<Grid>` props, only what's used in the project. I checked 🤔


```
convert(){
  const { attribute } = this;
  let twClass: string = "";
  const initializer = attribute.getInitializer();

  if (!initializer) {
    // this is a boolean prop
    twClass = this.runTransform(undefined);
  } else if (initializer?.isKind(SyntaxKind.StringLiteral)) {
    twClass = this.runTransform(initializer.getLiteralValue());
  } else if (initializer?.isKind(SyntaxKind.JsxExpression)) {
    const expression = initializer.getExpression();

    if (expression?.isKind(SyntaxKind.ObjectLiteralExpression)) {
      twClass = Object.entries(getProperties(expression))
        .map(([key, value]) => `${key}:${this.runTransform(value)}`)
        .join(" ");
    } else if (expression?.isKind(SyntaxKind.ConditionalExpression)) {
      this.isComplexClass = true;
      twClass = this.transformConditionalExpression(expression);
    } else {
      twClass = this.runTransform(expression?.getText());
    }
  }

  return twClass;
}
```



Tips and Takeaways

- The code can be a little dense. ChatGPT is actually pretty good at finding nodes
- You only have to handle the cases in your code base. **analyze** to find those
- Encourage your team to run them as they are making other changes
 - Breaks up conversions into much smaller diffs
 - More likely to actually get reviewed 😊
 - Write tests for your codemods
 - Iteration becomes much faster
- For one-off queries/mods, check out [ast-grep](#)



Thanks!

typescript.fun/compiler-talk

- Freelance TypeScript Enthusiast at dilemmas.dev
- Panelist on the [JS Party](#) podcast
- [@nicknisi](#) on everything social

Talk resources

Speaker feedback



Questions?

 @nicknisi.com